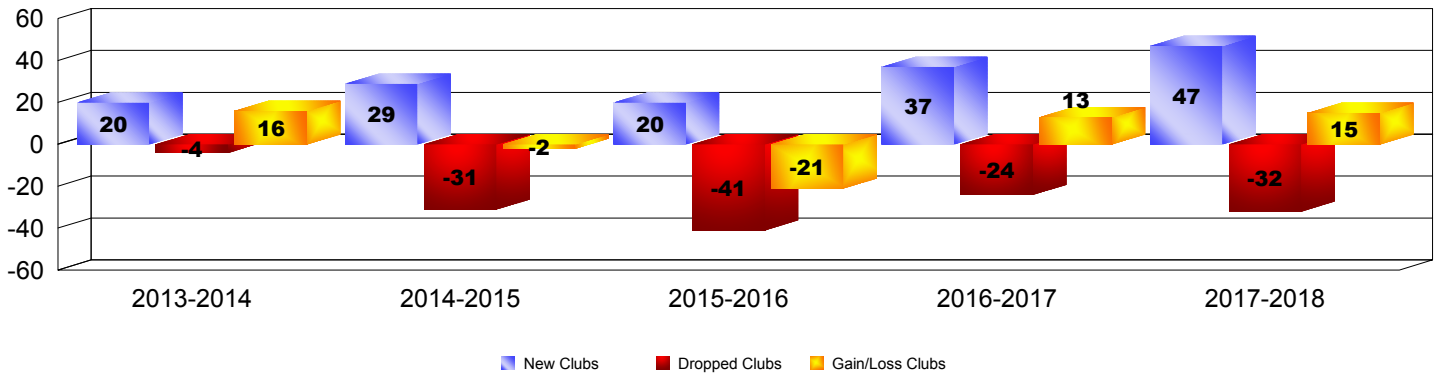
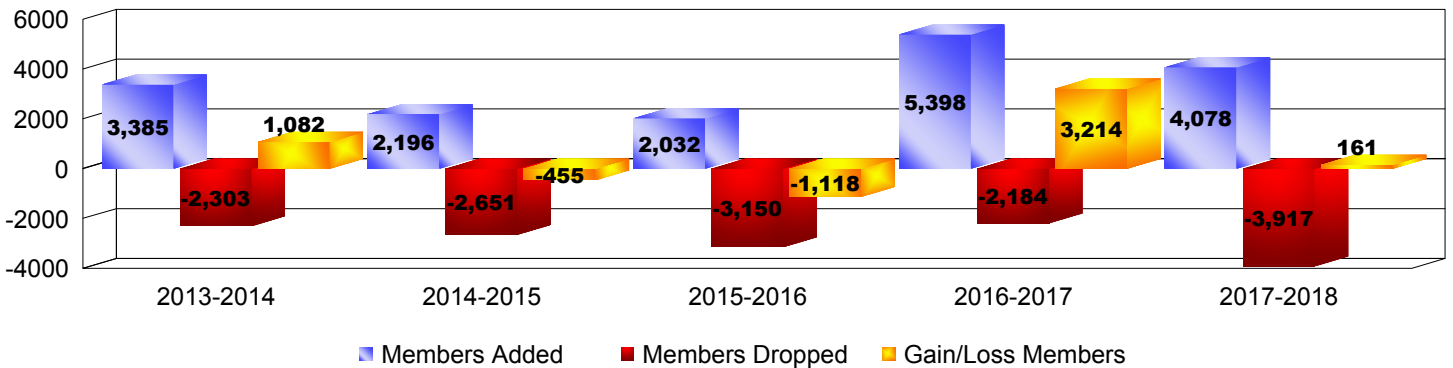


Year	New Clubs	Dropped Clubs	Gain/Loss Clubs	New Members	Charter Members	Reinstate Members	Transfer Members	Total Member Added	Total Members Dropped	Gain/Loss Members
2013-2014	20	-4	16	2677	515	111	82	3385	-2303	1082
2014-2015	29	-31	-2	1400	704	68	24	2196	-2651	-455
2015-2016	20	-41	-21	1297	538	180	17	2032	-3150	-1118
2016-2017	37	-24	13	3988	1076	173	161	5398	-2184	3214
2017-2018	47	-32	15	2696	1115	241	26	4078	-3917	161
<b>Average</b>	<b>31</b>	<b>-26</b>	<b>4</b>	<b>2412</b>	<b>790</b>	<b>155</b>	<b>62</b>	<b>3418</b>	<b>-2841</b>	<b>577</b>

**Clubs**




**Members**



**Membership Composition**

June 2018 Cumulative



**Gender Comparison**

June 2018 Cumulative

